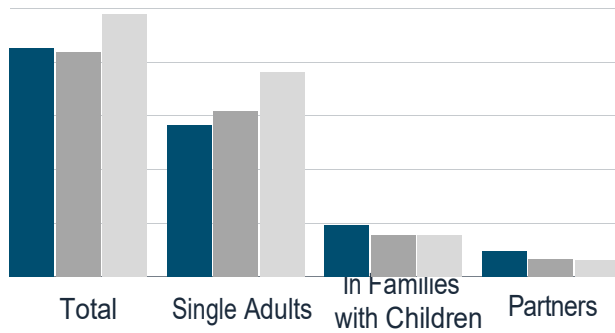


TULSA CITY/COUNTY Homeless Count & Survey 2022 Executive Summary



The Tulsa Point-in-Time Count is an annual count of individuals and families experiencing homelessness completed as a mandate from the U.S. Department of Housing and Urban Development (HUD). The count is completed on one day during the last 10 days in January using a combination of survey responses and Homeless Management Information System data.

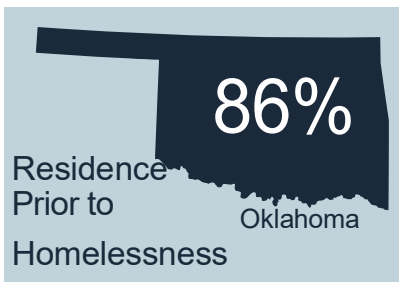
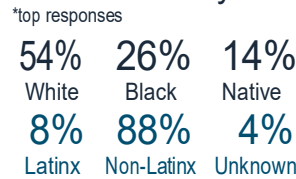


	Total	Single Adults	In Families with Children	Partners
2020	1,221	953	192	76
2021	1,043	770	192	81
2022	1,063	707	238	118

Sheltered / Unsheltered Population



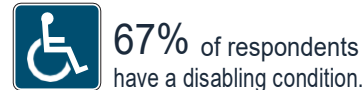
Race / Ethnicity



Foster Care



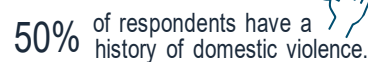
Disabling Conditions



Justice Involvement



Domestic Violence



Causes of Homelessness

These are the top reasons respondents said contributed to their homelessness.

Multiple choice question, results may not add up to 100%



38% Relationship Breakdown



31% Loss of Income



30% Job Loss, Mental Health



21% Eviction, COVID 19, Substance Use



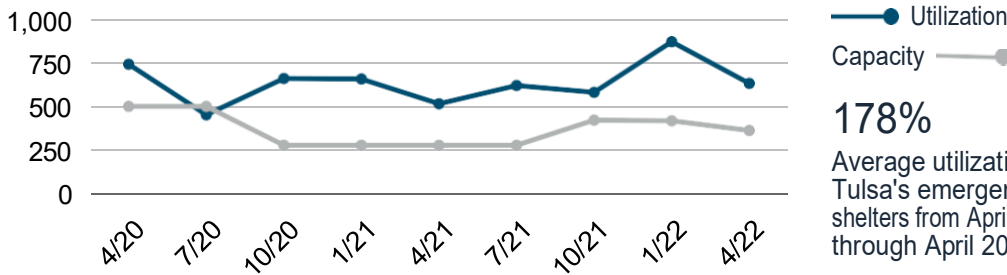
20% Domestic Violence



16% Criminal Justice Involvement

Note: Some percentages have been rounded. For more information about A Way Home for Tulsa and the efforts to address homelessness, visit www.housingsolutionstulsa.org.

Emergency Shelter Utilization



Utilization
Capacity

178%
Average utilization of Tulsa's emergency shelters from April 2020 through April 2022.

520 PSH* units are needed (May 2022) to house our chronically homeless population.

*Permanent supportive housing assists homeless persons or families including persons with a disability achieve housing stability.

Newly Homeless

69%

In 2021, 2,879 of the 4,181 people within Emergency Shelters, Transitional Housing, & Permanent Housing were experiencing homelessness for the first time in two years, a 9% increase relative to 2020.

Evictions

The Eviction Lab listed as the 11th in the country for number of evictions in 2016.

17.16

EVICITIONS PER DAY

7.77%

EVICITION RATE
+5.43 U.S. average

4,214 evictions granted in 2020. 3,316 evictions granted in 2021.

Eviction Prevention

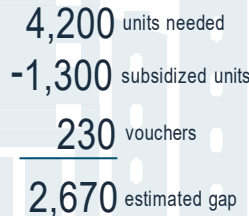
The Social Services Hub at Iron Gate on Archer opened in August 2021 across the street from where eviction court is held. It connects landlords, tenants, and legal representatives to services and resources to reduce evictions.

3,308 people served by the Social Services Hub



Affordable Housing Demand

In the 2018 Downtown & Surrounding Neighborhood Study, they found that the number of households in the Study Area that qualify for affordable rental housing (4,200) far exceeds the available supply of subsidized units and rental assistance. There are 1,300 subsidized affordable units, and an estimated 230 Housing Choice Vouchers being utilized in the Study Area today (HUD Resource Locator, PolicyMap).



Multi-Family Market

Rent growth is at record levels, trending at 11.3%, above neighboring Oklahoma City. Looking ahead, rent growth is expected to slow but remain above pre-pandemic averages.



Apartments	Units	Vacancy	Asking Rent	Units Under Construction
4 & 5 Star	14,430	3.8%	\$1,238	1,062
3 Star	30,622	4.8%	\$831	24
1 & 2 Star	16,110	10.3%	\$704	0
Market	61,162	6.0%	\$905	1,086

Source: CoStar, May 2022

A Way Home for Tulsa's 2020-2024 Strategic Plan

The strategies outlined in this plan emphasize not only housing people currently experiencing homelessness in Tulsa, but also proactively preventing future homelessness among Tulsa's citizens. This plan calls for actions to reduce homelessness inflow, expedite housing placement, and increase access to housing for people who are homeless. With the right mix of energy and intentionality, Tulsa and its leaders can reduce the housing gap and make homelessness rare, brief and non-recurring.

- Stop Homelessness Before It Begins by a) reducing unnecessary evictions and supporting those who are or might be evicted to avoid homelessness, and b) improving discharge policies and supports to reduce the number of individuals that exit institutions and systems of care and end up in homelessness.
- Transform the Homeless System of Care to be More Effective, Equitable, and Person-Centered by a) understanding the need, allocating resources, and supporting implementation at the system level, and b) providing services to reduce barriers to housing.
- Increase Access to Housing by a) revising policies to prioritize affordable housing and b) connecting tenants to units.
- Partner Across Tulsa to Build Solutions and Access Resources by a) increasing community support and b) increasing state and federal support.